

**SFS intec Just 3D: The new generation
of adjustable hinges for flush fit doors**



Just 3D for steel frame application



■ Adjustable in height, horizontal and gasket pressure +/- 2,5 mm




The increasing demand for quality flush fit doors, in both the private and public sectors, has inspired us to develop an attractive hinge with full functionality. After careful research, we have produced Just 3D: A new generation of hinges quality flush fit doors, adjustable in 3 dimensions: Height, horizontal and gasket pressure. It is easy for only one person to make these adjustments on an assembled door, using only a 4 mm Allen key. All three dimensions can be adjusted by ± 2.5 mm. Just 3D is not only attractive aesthetically and fully adjustable, it also offer a guarantee of long term, trouble free functionality. Self lubricating bushes ensure smooth, long term operation, verified when tested to EN 1935. Just 3D has achieved a load rating of 100 Kg in this test.


Hinge Just 3D for steel frame

Ø	Order code	Finishing	Packaging
18	777652	Zinc	2
18	777653	Matt nickel	2
18	777654	Matt stainless steel	2
Support for steel frame			
	777649	Zinc	100

Just 3D for application on solid timber and cover frames



■ Support for cover frame



Being of symmetrical design, Just 3D suits both left and right handed applications. Security screws ensure suitability for both internal and external doors. The range of components, enables Just 3D to be applied to steel, solid timber and cover frames. A steel support will be supplied for cover frame applications, which must be fastened on the back of the frame. To give doors more added value, all visible components can be produced in stainless steel. The steel version is available in zinc and matt nickel finishes.

Hinge Just 3D for solid timber and cover frames

∅	Order code	Finishing	Packaging
18	777655	Zinc	2
18	777656	Matt nickel	2
18	777657	Matt stainless steel	2
Support for solid timber frame			
	777658	Zinc	20
Support for cover frame			
	777659	Zinc	20

Milling jig for application on the sash




Using this simple milling jig, it is easy to obtain the correct position of the female part Just 3D.

Milling jig for sash

522594	Milling jig + adapter
522596	Adapter

Milling jig for application on solid timber and cover frames



Only one milling jig is required to prepare both solid and cover frames.
This milling jig will be supplied with two adapters to enable milling two different types.
The telescopic system enables the jig to be mounted to any type of frame.

Milling jig for frame

522595	Milling jig + adapter
522597	Adapter 1st milling
522598	Adapter 2nd milling.